

21 100m Butterfly Men Heat

Official

13NZR	13 Years New Zealand Short Course Record	58.99	2021-06-12	Mason Wang WAIK
14NZR	14 Years New Zealand Short Course Record	57.22	2023-08-10 Hawkes Bay	Jacob Humphries North Shore Swimming Club
NZR	Open New Zealand Short Course	50.42	2009-08-11	Corney Swanepoel



Show more

Entries
 Heats
 Summary



Total

Rank	Competitor	Age	Club	RT	PTS	Result	
1	Elson Christopher	26	Vikings Swi...	0.69		53.01 Entry: 52.24 (+0.77)	Q
	25m: 11.31	50m: 24.37 (13.06)	75m: 38.30 (13.93)			100m: 53.01 (14.71)	
2	Wrathall Hugo	19	Jasi Swim ...	0.67		53.43 Entry: 54.29 (-0.86)	Q
	25m: 11.24	50m: 24.84 (13.60)	75m: 38.85 (14.01)			100m: 53.43 (14.58)	
3	Slatter (V) Ethan	16	Australia	0.68		53.82 Entry: 54.48 (-0.66)	Q
	25m: 11.63	50m: 25.31 (13.68)	75m: 39.48 (14.17)			100m: 53.82 (14.34)	
4	Lutton (V) Charlie	17	Australia	0.67		54.20 Entry: 54.49 (-0.29)	Q
	25m: 11.54	50m: 25.11 (13.57)	75m: 39.53 (14.42)			100m: 54.20 (14.67)	
5	O'Connor Lochlainn	23	Matamata ...	0.67		54.27 Entry: 55.09 (-0.82)	Q
	25m: 11.62	50m: 25.48 (13.86)	75m: 40.02 (14.54)			100m: 54.27 (14.25)	
6	Peck Ryan	18	United Swi...	0.67		54.32 Entry: 54.97 (-0.65)	Q
	25m: 11.53	50m: 25.27 (13.74)	75m: 39.58 (14.31)			100m: 54.32 (14.74)	
7	Kenny Sam	18	Coast Swi...	0.67		54.47 Entry: 55.67 (-1.20)	Q
	25m: 11.63	50m: 25.63 (14.00)	75m: 40.11 (14.48)			100m: 54.47 (14.36)	
8	Tysoe (V) Jake	16	Australia	0.70		54.90 Entry: 54.24 (+0.66)	Q
	25m: 11.76	50m: 25.55 (13.79)	75m: 40.10 (14.55)			100m: 54.90 (14.80)	
9	Odom Alex	19	Kiwi West A...	0.68		55.12 Entry: 54.79 (+0.33)	Q



25m: 11.55 50m: 25.15 (13.60) 75m: 39.77 (14.62)
100m: 55.12 (15.35)

10  **Clark MacAllister** 22  **North Shore...** 0.61 **55.18** Q
Entry: 53.39 (+1.79)

25m: 11.31 50m: 25.41 (14.10) 75m: 39.91 (14.50)
100m: 55.18 (15.27)

11  **Williams Henry** 21  **North Shore...** 0.65 **55.37** Q
Entry: 56.14 (-0.77)



25m: 11.54 50m: 25.68 (14.14) 75m: 40.39 (14.71)
100m: 55.37 (14.98)

12  **Downey Max** 16  **St Peter's S...** 0.68 **55.41** Q
Entry: 56.95 (-1.54)



25m: 11.94 50m: 26.02 (14.08) 75m: 40.42 (14.40)
100m: 55.41 (14.99)

13  **Cunningham (V) Max** 15  **Australia** 0.89 **55.49** Q
Entry: 54.60 (+0.89)



25m: 12.04 50m: 25.97 (13.93) 75m: 40.73 (14.76)
100m: 55.49 (14.76)

14  **Frost (V) Thomas-Kokoro** 21  **Otaki Titan...** 0.64 **55.56** Q
Entry: 56.46 (-0.90)

25m: 11.31 50m: 25.11 (13.80) 75m: 39.84 (14.73)
100m: 55.56 (15.72)

15  **Amyes Joshua** 21  **Capital Swi...** 0.69 **55.58** Q
Entry: 54.75 (+0.83)



25m: 11.92 50m: 26.00 (14.08) 75m: 40.61 (14.61)
100m: 55.58 (14.97)

16  **Kregting Daniel** 16  **Roskill Swi...** 0.65 **55.86** Q
Entry: 56.02 (-0.16)



25m: 11.86 50m: 26.00 (14.14) 75m: 40.66 (14.66)
100m: 55.86 (15.20)

17  **Grigor (V) Leny** 15  **Australia** 0.63 **55.89** Q
Entry: 58.00 (-2.11)



25m: 11.76 50m: 26.23 (14.47) 75m: 40.77 (14.54)
100m: 55.89 (15.12)

18  **Gear Isaac** 16  **Mt Eden S...** 0.67 **55.94** Q
Entry: 56.20 (-0.26)



25m: 11.87 50m: 25.96 (14.09) 75m: 40.51 (14.55)
100m: 55.94 (15.43)

19  **Salomonsson Neo** 15  **Kiwi ASC** 0.74 **56.14** Q
Entry: 57.42 (-1.28)



























25m: 11.81 50m: 26.04 (14.23) 75m: 40.80 (14.76)
100m: 56.14 (15.34)

19  **Hardie Orlando** 16  **Hamilton Aq...** 0.66 **56.14** Q
Entry: 57.10 (-0.96)

25m: 11.85 50m: 26.26 (14.41) 75m: 40.98 (14.72)
100m: 56.14 (15.16)

21  **James Harrison** 17  **Vikings Swi...** 0.66 **56.24** Q
Entry: 57.72 (-1.48)

25m: 12.24 50m: 26.30 (14.06) 75m: 41.14 (14.84)
100m: 56.24 (15.10)

22	 Willis Alexander	18	 Ice Breaker...	0.61	56.80 Entry: 56.72 (+0.08)	Q
	25m: 11.99 100m: 56.80 (15.69)	50m: 26.22 (14.23)	75m: 41.11 (14.89)			
23	 Wagstaff Matthew	20	 Mt Maunga...	0.72	56.81 Entry: 58.21 (-1.40)	Q
	25m: 12.04 100m: 56.81 (15.64)	50m: 26.35 (14.31)	75m: 41.17 (14.82)			
24	 Yuan Eric	16	 Porirua City...	0.68	56.84 Entry: 56.64 (+0.20)	Q
	25m: 12.26 100m: 56.84 (15.49)	50m: 26.55 (14.29)	75m: 41.35 (14.80)			
25	 Verran Joel	18	 Wharenui S...	0.75	56.93 Entry: 56.53 (+0.40)	Q
	25m: 12.27 100m: 56.93 (15.56)	50m: 26.43 (14.16)	75m: 41.37 (14.94)			
26	 Russell (V) Charlie	17	 Australia	0.73	57.20 Entry: 59.18 (-1.98)	Q
	25m: 11.90 100m: 57.20 (15.62)	50m: 26.25 (14.35)	75m: 41.58 (15.33)			
27	 Masoud Mohamed	29	 United Swi...	0.68	57.34 Entry: 56.23 (+1.11)	Q
	25m: 11.80 100m: 57.34 (16.07)	50m: 26.15 (14.35)	75m: 41.27 (15.12)			
28	 Howat Kayne	16	 SwimZone ...	0.63	57.37 Entry: 56.16 (+1.21)	Q
	25m: 12.00 100m: 57.37 (15.82)	50m: 26.41 (14.41)	75m: 41.55 (15.14)			
29	 Carroll Joshua	18	 Kiwi West A...	0.71	57.44 Entry: 57.80 (-0.36)	Q
	25m: 12.11 100m: 57.44 (15.54)	50m: 26.90 (14.79)	75m: 41.90 (15.00)			
29	 Cayuela (V) Loann	17	 New Caled...	0.64	57.44 Entry: 58.10 (-0.66)	Q
	25m: 12.41 100m: 57.44 (15.48)	50m: 26.97 (14.56)	75m: 41.96 (14.99)			
31	 Hou Rui	15	 Roskill Swi...	0.69	57.63 Entry: 57.79 (-0.16)	R1
	25m: 12.24 100m: 57.63 (15.62)	50m: 27.04 (14.80)	75m: 42.01 (14.97)			
32	 Gibson Luke	18	 Club 37	0.77	57.91 Entry: 56.98 (+0.93)	R2
	25m: 12.50 100m: 57.91 (15.68)	50m: 27.03 (14.53)	75m: 42.23 (15.20)			
33	 Walker Fraser	16	 United Swi...	0.82	58.13 Entry: 56.80 (+1.33)	
	25m: 12.22 100m: 58.13 (16.11)	50m: 26.65 (14.43)	75m: 42.02 (15.37)			
34	 Clifford (V) Ryan	19	 Australia	0.73	58.32 Entry: 55.75 (+2.57)	

25m: 12.41 50m: 27.10 (14.69) 75m: 42.55 (15.45)
100m: 58.32 (15.77)

35  **Gemmell Mahuta** 16  **Pukekohe ...** 0.66 **58.54**
Entry: 58.94 (-0.40)

25m: 12.37 50m: 27.33 (14.96) 75m: 42.56 (15.23)
100m: 58.54 (15.98)

36  **Gold Tom** 21  **Neptune S...** 0.62 **58.57**
Entry: 58.26 (+0.31)

25m: 12.01 50m: 26.62 (14.61) 75m: 42.02 (15.40)
100m: 58.57 (16.55)

37  **Delamare William** 16  **Coast Swi...** 0.69 **58.75**
Entry: 58.40 (+0.35)

25m: 12.00 50m: 26.72 (14.72) 75m: 42.22 (15.50)
100m: 58.75 (16.53)

38  **Walker Nathan** 19  **Aquagym S...** 0.67 **59.65**
Entry: 58.45 (+1.20)

25m: 12.50 50m: 27.96 (15.46) 75m: 43.36 (15.40)
100m: 59.65 (16.29)

38  **Beattie Flynn** 16  **Mt Maunga...** 0.68 **58.86**
Entry: 58.72 (+0.14)

25m: 12.40 50m: 27.14 (14.74) 75m: 42.70 (15.56)
100m: 58.86 (16.16)

39  **Webber Nathan** 17  **Tawa Swim...** 0.74 **58.97**
Entry: 59.46 (-0.49)

25m: 12.49 50m: 27.52 (15.03) 75m: 42.94 (15.42)
100m: 58.97 (16.03)

39  **Greenwood Oscar** 18  **Coast Swi...** 0.63 **58.97**
Entry: 59.43 (-0.46)

25m: 12.88 50m: 27.76 (14.88) 75m: 43.07 (15.31)
100m: 58.97 (15.90)

39  **Broadfoot Declan** 14  **Pirates Swi...** 0.68 **59.71**
Entry: 58.91 (+0.80)

25m: 13.04 50m: 28.15 (15.11) 75m: 43.82 (15.67)
100m: 59.71 (15.89)

39  **Yin Caleb** 14  **Mt Eden S...** 0.66 **59.71**
Entry: 1:02.02 (-2.31)

25m: 12.78 50m: 28.06 (15.28) 75m: 43.50 (15.44)
100m: 59.71 (16.21)

41  **Jager MunChi** 16  **Jasi Swim ...** 0.73 **59.75**
Entry: 59.51 (+0.24)

























25m: 12.57 50m: 27.77 (15.20) 75m: 43.22 (15.45)
100m: 59.75 (16.53)

41  **Paki TeRauroha** 14  **Northwave ...** 0.65 **59.12**
Entry: 59.17 (-0.05)

25m: 12.63 50m: 27.61 (14.98) 75m: 43.21 (15.60)
100m: 59.12 (15.91)

42  **Luff Ry** 17  **Northwave ...** 0.71 **59.91**
Entry: 59.50 (+0.41)

25m: 12.66 50m: 27.47 (14.81) 75m: 43.15 (15.68)
100m: 59.91 (16.76)

42	 Inwood Hamish	17		Jasi Swim ...	0.74	59.17 Entry: 58.00 (+1.17)
	25m: 12.13	50m: 26.87 (14.74)	75m: 42.80 (15.93)			
	100m: 59.17 (16.37)					
43	 Diener Corne	16		St Paul's S...	0.68	59.93 Entry: 58.91 (+1.02)
	25m: 12.74	50m: 27.59 (14.85)	75m: 43.45 (15.86)			
	100m: 59.93 (16.48)					
43	 Fell Clayton	18		Mt Eden S...	0.69	59.31 Entry: 59.66 (-0.35)
	25m: 12.41	50m: 27.63 (15.22)	75m: 43.31 (15.68)			
	100m: 59.31 (16.00)					
44	 Grace Flynn	16		Vikings Swi...	0.69	59.36 Entry: 59.65 (-0.29)
	25m: 12.65	50m: 27.87 (15.22)	75m: 43.48 (15.61)			
	100m: 59.36 (15.88)					
44	 Skidmore Sam	15		Trojans Swi...	0.69	1:00.03 Entry: 58.60 (+1.43)
	25m: 12.35	50m: 27.40 (15.05)	75m: 43.33 (15.93)			
	100m: 1:00.03 (16.70)					
45	 Curling Liam	15		Coast Swi...	0.67	59.42 Entry: 59.19 (+0.23)
	25m: 12.41	50m: 27.80 (15.39)	75m: 43.17 (15.37)			
	100m: 59.42 (16.25)					
45	 Urlich Neo	16		St Paul's S...	0.76	1:00.07 Entry: 1:00.60 (-0.53)
	25m: 12.60	50m: 28.44 (15.84)	75m: 43.70 (15.26)			
	100m: 1:00.07 (16.37)					
46	 Meudal Takase (V) Kenzo	16		Olympique ...	0.79	1:00.22 Entry: 1:00.04 (+0.18)
	25m: 12.70	50m: 28.25 (15.55)	75m: 44.12 (15.87)			
	100m: 1:00.22 (16.10)					
46	 Titter Flynn	17		Selwyn Swi...	0.62	59.44 Entry: 59.48 (-0.04)
	25m: 12.86	50m: 28.15 (15.29)	75m: 43.72 (15.57)			
	100m: 59.44 (15.72)					
47	 Wilson (V) Lucas	20		Australia	0.69	59.52 Entry: 59.56 (-0.04)
	25m: 12.36	50m: 27.78 (15.42)	75m: 43.64 (15.86)			
	100m: 59.52 (15.88)					
47	 Park John	16		St Paul's S...	0.66	1:00.23 Entry: 1:00.31 (-0.08)
	25m: 13.02	50m: 28.37 (15.35)	75m: 44.22 (15.85)			
	100m: 1:00.23 (16.01)					
48	 Robinson Ollie	17		Tawa Swim...	0.77	1:00.45 Entry: 59.80 (+0.65)
	25m: 12.88	50m: 28.37 (15.49)	75m: 44.48 (16.11)			
	100m: 1:00.45 (15.97)					
49	 Cone Ethan	19		Aquagym S...	0.75	1:00.49 Entry: 59.83 (+0.66)

25m: 13.31 50m: 28.73 (15.42) 75m: 44.58 (15.85)
100m: 1:00.49 (15.91)

50  **Yee Jaeci** 14  **Capital Swi...** 0.66 **1:00.51**
Entry: 1:01.10 (-0.59)

25m: 12.50 50m: 27.64 (15.14) 75m: 43.77 (16.13)
100m: 1:00.51 (16.74)

51  **Glintmeyer Kase** 13  **Coast Swi...** 0.73 **1:00.95**
Entry: 1:01.77 (-0.82)

25m: 13.05 50m: 28.60 (15.55) 75m: 44.57 (15.97)
100m: 1:00.95 (16.38)

52  **Boonen Caign** 16  **St Paul's S...** 0.70 **1:01.00**
Entry: 1:01.08 (-0.08)

25m: 13.00 50m: 28.57 (15.57) 75m: 44.40 (15.83)
100m: 1:01.00 (16.60)

53  **Yoon Jethrow** 15  **Phoenix Aq...** 0.62 **1:01.40**
Entry: 1:00.85 (+0.55)

25m: 12.92 50m: 28.37 (15.45) 75m: 44.61 (16.24)
100m: 1:01.40 (16.79)

54  **Sun Michael** 15  **United Swi...** 0.64 **1:01.43**
Entry: 59.88 (+1.55)

25m: 12.69 50m: 28.16 (15.47) 75m: 44.59 (16.43)
100m: 1:01.43 (16.84)

55  **Kumala Chris** 14  **Phoenix Aq...** 0.60 **1:01.60**
Entry: 1:01.85 (-0.25)

25m: 12.89 50m: 28.52 (15.63) 75m: 44.42 (15.90)
100m: 1:01.60 (17.18)

56  **Haufe Hans** 16  **Northwave ...** 0.72 **1:01.74**
Entry: 59.54 (+2.20)

25m: 12.80 50m: 28.53 (15.73) 75m: 44.71 (16.18)
100m: 1:01.74 (17.03)

57  **Sands Hunter** 16  **Liz van Wel...** 0.71 **1:01.81**
Entry: 1:00.53 (+1.28)

25m: 13.13 50m: 28.54 (15.41) 75m: 44.84 (16.30)
100m: 1:01.81 (16.97)

58  **Wang Runxiang** 14  **Coast Swi...** 0.67 **1:01.96**
Entry: 1:00.74 (+1.22)


25m: 13.30 50m: 28.66 (15.36) 75m: 44.81 (16.15)
100m: 1:01.96 (17.15)

59  **Hollands Zaedyn** 14  **Waverley S...** 0.70 **1:02.80**
Entry: 1:03.90 (-1.10)



























25m: 13.12 50m: 28.60 (15.48) 75m: 45.09 (16.49)
100m: 1:02.80 (17.71)















60  **Thomas Felix** 15  **Porirua City...** 0.70 **1:02.82**
Entry: 1:01.96 (+0.86)

25m: 12.74 50m: 28.80 (16.06) 75m: 45.55 (16.75)
100m: 1:02.82 (17.27)

61  **Fuatimau Caden** 13  **Mt Wellingt...** 0.71 **1:02.85**
Entry: 1:02.51 (+0.34)

25m: 13.65 50m: 29.67 (16.02) 75m: 46.03 (16.36)
100m: 1:02.85 (16.82)

62	 Segers Sebastian	15	 United Swi...	0.72	1:03.37 Entry: 1:01.51 (+1.86)
	25m: 13.31 100m: 1:03.37 (17.38)	50m: 29.24 (15.93)	75m: 45.99 (16.75)		
63	 Chen Michael	14	 United Swi...	0.72	1:03.45 Entry: 1:03.59 (-0.14)
	25m: 13.38 100m: 1:03.45 (17.51)	50m: 29.20 (15.82)	75m: 45.94 (16.74)		
64	 Williams Everett	13	 Matamata ...	0.79	1:03.51 Entry: 1:03.42 (+0.09)
	25m: 13.23 100m: 1:03.51 (17.79)	50m: 29.10 (15.87)	75m: 45.72 (16.62)		
65	 Childs Henry	13	 Northwave ...	0.72	1:04.09 Entry: 1:04.32 (-0.23)
	25m: 13.89 100m: 1:04.09 (16.75)	50m: 30.51 (16.62)	75m: 47.34 (16.83)		
66	 Callow William	13	 Aquagym S...	0.78	1:04.18 Entry: 1:04.18
	25m: 14.14 100m: 1:04.18 (17.12)	50m: 30.31 (16.17)	75m: 47.06 (16.75)		
66	 Stracey Hylton	14	 Wharenui S...	0.73	1:04.18 Entry: 1:01.37 (+2.81)
	25m: 13.48 100m: 1:04.18 (17.73)	50m: 29.60 (16.12)	75m: 46.45 (16.85)		
68	 Herbert Will	14	 Howick Pak...	0.73	1:04.19 Entry: 1:04.88 (-0.69)
	25m: 13.67 100m: 1:04.19 (17.34)	50m: 30.02 (16.35)	75m: 46.85 (16.83)		
69	 Wang Henry	13	 North Shor...	0.76	1:04.45 Entry: 1:06.32 (-1.87)
	25m: 13.86 100m: 1:04.45 (17.59)	50m: 30.04 (16.18)	75m: 46.86 (16.82)		
70	 Lei Oliver	15	 Roskill Swi...	0.75	1:04.46 Entry: 1:02.72 (+1.74)
	25m: 13.39 100m: 1:04.46 (18.14)	50m: 29.70 (16.31)	75m: 46.32 (16.62)		
71	 Zhou Ryan	13	 United Swi...	0.74	1:04.97 Entry: 1:06.60 (-1.63)
	25m: 13.99 100m: 1:04.97 (17.99)	50m: 29.91 (15.92)	75m: 46.98 (17.07)		
72	 Colman (V) Jeremy	15	 Australia	0.71	1:05.54 Entry: 1:00.45 (+5.09)
	25m: 13.39 100m: 1:05.54 (18.37)	50m: 29.85 (16.46)	75m: 47.17 (17.32)		
73	 Boocock James	13	 Nelson Sou...	0.76	1:05.86 Entry: 1:04.98 (+0.88)
	25m: 13.91 100m: 1:05.86 (18.30)	50m: 30.56 (16.65)	75m: 47.56 (17.00)		
74	 Commerford Lucas	15	 Tawa Swim...	0.70	1:06.09 Entry: 1:02.62 (+3.47)

	25m: 13.63 100m: 1:06.09 (18.40)	50m: 30.30 (16.67)	75m: 47.69 (17.39)			
75	 Thompson Nico	14	 Ashburton ...	0.72	1:06.41 Entry: 1:05.68 (+0.73)	
	25m: 14.10 100m: 1:06.41 (18.52)	50m: 30.66 (16.56)	75m: 47.89 (17.23)			
76	 Revell Harvey	13	 Capital Swi...	0.65	1:07.68 Entry: 1:11.62 (-3.94)	
	25m: 14.55 100m: 1:07.68 (18.37)	50m: 31.61 (17.06)	75m: 49.31 (17.70)			
77	 Suh Junu	13	 United Swi...	0.74	1:08.84 Entry: 1:12.07 (-3.23)	
	25m: 14.07 100m: 1:08.84 (19.28)	50m: 31.25 (17.18)	75m: 49.56 (18.31)			
78	 Setford Kyle	13	 Heretaunga...	0.76	1:08.99 Entry: 1:08.36 (+0.63)	
	25m: 14.33 100m: 1:08.99 (19.54)	50m: 31.45 (17.12)	75m: 49.45 (18.00)			
79	 Pan Anthony	13	 Phoenix Aq...	0.65	1:09.13 Entry: 1:08.09 (+1.04)	
	25m: 14.23 100m: 1:09.13 (19.61)	50m: 31.28 (17.05)	75m: 49.52 (18.24)			
80	 Beeby Hugo	13	 Neptune S...	0.67	1:10.13 Entry: 1:11.61 (-1.48)	
	25m: 15.00 100m: 1:10.13 (19.37)	50m: 32.74 (17.74)	75m: 50.76 (18.02)			
81	 Martin Lachlan	13	 Liz van Wel...	0.77	1:10.50 Entry: 1:10.53 (-0.03)	
	25m: 14.97 100m: 1:10.50 (19.84)	50m: 32.52 (17.55)	75m: 50.66 (18.14)			
82	 Abueideh Yousef	13	 North Shor...	0.76	1:10.61 Entry: 1:11.76 (-1.15)	
	25m: 14.55 100m: 1:10.61 (19.24)	50m: 32.40 (17.85)	75m: 51.37 (18.97)			
83	 Feberwee Jack	13	 Ashburton ...	0.71	1:12.09 Entry: 1:12.52 (-0.43)	
	25m: 14.59 100m: 1:12.09 (20.24)	50m: 31.92 (17.33)	75m: 51.85 (19.93)			
-	 Humphries Jacob	15	 North Shor...	0.40	DSQ	